

VENUE SPECIFICATIONS

IDEAL BAR

Version 25.06, Valid from 2025

CONTACT:

Phone: +45 3326 0948

All advance communication via:

yourshow@vega.dk

VEGA - Musikkens Hus, Enghavevej 40,
DK-1674 København V, Denmark

VEGA TEAM:

HEAD OF PRODUCTION

Kevin Le Geyt

SENIOR PLANNING & PROJECT MANAGER


Tobias Smith Agger

PLANNING & PROJECT COORDINATOR

Molly Marlow

EVENT MANAGER

Kenneth Hallengren





Ideal Bar view from stage



Ideal Bar floor and stage view

TABLE OF CONTENTS

[Page 4: Welcome](#)

[Page 5: General information](#)

[Page 7: Dressing room & catering area](#)

[Page 8: Photography & video recordings](#)

[Page 9: Sound](#)

[Page 10: Immersive sound addendum](#)

[Page 11: Guest connections](#)

[Page 12: In house rentals](#)

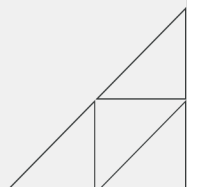
[Page 14: Laser use](#)

[Page 15: Staging, AV & lights](#)

[Page 16: Lightplot & lightpatch](#)

[Page 18: Floor plan](#)

[Page 19: Map](#)



WELCOME

Someday soon, you will be playing at VEGA.

You will be playing at our small club located on street level, at the corner of the venue called Ideal Bar. The capacity is 200 px.

The venue is situated at the center of the city and you will be close to pretty much anything you might require.

We hope that you will take the time to read the following pages, as they should provide you with answers to the most common questions prior to your concert here at VEGA. Should any questions remain after reading this document, please do not hesitate to call or e-mail us.

We look forward to having you here and hope that you will have a pleasant stay.

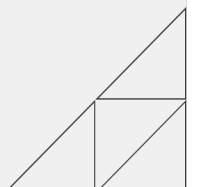
Ideal bar is a very small venue, and the stage area is limited.

For the ease of your workday and the experience of our guests, we kindly ask you to accommodate your setup to this scenario.

The intimate room and experience is also an invitation to think about stage volume.

Thru deliberate levels on backline you will succeed in integrating vocals and overall soundimaging.

In other words, don't be loud. Be good.



GENERAL INFORMATION

Parking:

When you arrive, please park at Rejsbygade 1.

Then call the venue manager with the supplied phone number.

After load in the venue manager will advise on where to park.

NB: *National law prohibits engines running idle for more than 1 minute in populated areas.*

Load in and entrance (crew and artists):

From Rejsbygade 1, straight to the venue floor.

Venue crew:

1 x Sound engineer

1 x Venue manager, dealing with buy outs, catering, agreements and will be your main contact of the day.

There are no stagehands available – load in is very easy.

Hotel:

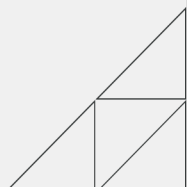
We work with Scandic Hotels.

<https://www.scandichotels.dk/>

We will help you with booking if needed.

Guest list:

Your guest list capacity is outlined in the deal. By default, we have a fixed number of 10 spots for the main act and 5 for the support act.



GENERAL INFORMATION

Merchandise:

We do not charge a fee and you are allowed to sell your own merchandise.

We can provide tables and lights.

We do not provide a merchandise seller.

If you need a someone to sell your merch we point you to

kaylee@happyduck.dk. Kaylee is not affiliated with VEGA, and all agreements are made directly with her.

dB Limits:

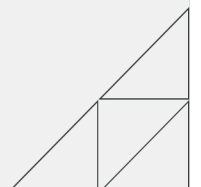
We enforce a decibel limit at Ideal Bar. Limit is 97dBa – LEQ15.

Smoking:

Please note: National law prohibits smoking in public areas, including but not limited to performance and backstage facilities. We kindly ask you to respect this rule.

Fire – Pyro – Confetti – Co2:

Please note that the use of open fire, pyrotechnics confetti and CO2 are not allowed at VEGA. The building is national heritage and the risk of damaging the interior prohibits the use of gas driven effects.



DRESSING ROOMS & CATERING AREA

We have a small backstage area, we therefore recommend that only the tour party has access to it. Shower is available upon request.
Main act and support share the same backstage room.

Catering:

Upon arrival, served in venue.

Everything is organic when possible.

Bread and spreads, Assorted cheese, meats & hummus. Veggies & fruits.
Chips.

Water, still and sparkly. Sodas. Coffee, tea.
Amounts adjusted to travelpartysize.

In backstage:

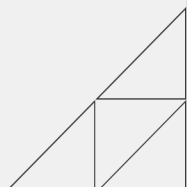
Chips, nuts, chocolate, candy.
Coffee, Tea

Water, Still and sparkly. Sodas, beer. Juice.
Amounts adjusted to travelpartysize. Aka plenty.

Dinners is buyout at 125 dkr (approx 17 euro) for main act and engineers.
Vega is a cashless venue and Venue Manager will order and pick up your food.

Wifi:

Free WLAN internet access is available in the building. Please select the network with SSID = VEGA_Artist. Code will be handed out to you upon arrival.



PHOTOGRAPHY AND VIDEO RECORDINGS

VIDEO AND PHOTOGRAPHY RECORDINGS – in any form – require that you read and respect the following guidelines:

Video cameras can be placed at the back of the hall by the mixing console. This should be done in cooperation with VEGA's sound technician.

Filming is possible from the sides, and back of concert room, and from the mixing console. It is also possible to film from certain points on stage to a limited extent – this should be coordinated and cleared with the VEGA staff.

Emergency exits must be respected. No cameras in front of emergency exits.

Filming or taking photos of VEGA's service and security staff is not allowed.

Filming or taking photos of the bar areas is not allowed.

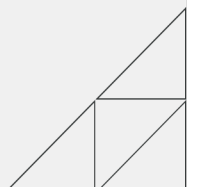
Filming or taking photos in and around the building (stairs, corridors, toilets, hall, entrance etc.) can only happen if this has been cleared with VEGA.

Filming or taking photos with artificial light attached to the camera is not allowed unless this has been cleared with VEGA before show.

It is not possible to have a podium or any form of elevation for a stationary camera in the audience area.

VEGA's sound technician can provide an audio drop for your camera from the mixing console – this must be arranged at least three days ahead of the show (as stated in the contract) and cannot be expected to happen a few minutes before show.

Video recordings and photos from VEGA cannot be used in commercial context with a third part involved without VEGAs permission. VEGA operates as a brand itself and is protected by copyrights. A contract will have to be negotiated and signed.



SOUND

PA-system:

Funktion-One

L-C-R: 3 x F1201

Sides: 6 x F101

Ceiling: 6 x F81

Subs: 3 x BR118

Powered by: Dynacord IP:X Amps

FOH:

Allen Heath C3500 + CDM32

Tielines from stage to FOH; 4x ethernet / 4 analog Xlr

Monitor (mixed from FOH):

4 x d&b M6 / 4ch d&b D20 amp

Microphones:

9x DI's

1x Shure B91

1x Shure B52

3x Sennheiser 904

4x RØDE NT5

1x Sennheiser 906

3x SM58

3x BETA58A

4x SM57

A selection of stands – tripod and
small round base

DJ equipment:

2x CDJ-3000

1x DJM-A9

1x XDJ-XZ

1x DJM-S9

IMMERSIVE SOUND ADDENDUM

In 2023 we have augmented our existing PA, and transformed it into an immersive sound system.

The immersive system is an open invitation to all acts performing in Ideal Bar.

You are always able to play a traditional concert using our LCR system.

The immersive system is laid out as a 9.1.6 system.

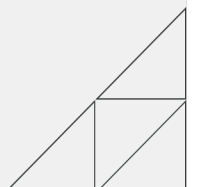
Immersive sound is breaking new ground in live concert use. As such we are developing best practices.

There are 3 parallel input paths that operate simultaneously.
Classic inputs. Meyer Spacemap. Dolby Atmos.

This allows us to fluidly move between the different modes. You may start your soundcheck as a classic stereo act, and seamlessly start using the immersive options.

We accept signals in Dante, AVB and Analogue.

Reach out to Kevin Le Geyt, Head of Production, on klg@vega.dk for in depth info.



GUEST CONNECTIONS

We offer 4 CAT6A connections between stage left and FOH.

All cables were installed and tested in June 2024 with Lantek 2 -500.

Test Name		Length (meters)	NEXT Margin(dB)	Date	Cable Type	Test Standard
IB-BX-010201-IB-SL-010804	✔	15,40	2,6	20-06-2024 11:07	Cat 6A STP Perm	TIA 568-C.2
IB-BX-010202-IB-SL-010805	✔	15,40	2,6	20-06-2024 11:07	Cat 6A STP Perm	TIA 568-C.2
IB-BX-010203-IB-SL-010806	✔	15,40	2,7	20-06-2024 11:08	Cat 6A STP Perm	TIA 568-C.2
IB-BX-010204-IB-SL-010807	✔	15,40	2,6	20-06-2024 11:09	Cat 6A STP Perm	TIA 568-C.2

IN HOUSE RENTALS

Backline:

Drums

Yamaha Oak Custom

Snare, 10" 12", 14", 16" 24"

We also have vintage yellow Sonor Percussion.

10", 12", 15" 23"

Cymbals: Zildjian K Series

Custom Dark hi hat 14" , Custom Dark crash 18"

Custom Dark ride 20", Custom Dark crash 16"

All stands.

140 Euro pr show

Bass amp

TC Electronic RH750 Amp

2 x TC Electronic RS 210 Bass Cabinet.

70 Euro pr show

Guitar amp

1 x Fender Twin

1 x AC30

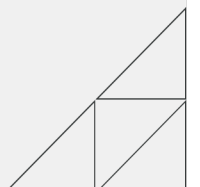
70 Euro pr show

Miscellaneous

We have many keyboardstands + guitar stands.

1 x Spd-s Stand and mounting plate

1 x Focusrite Scarlett 18i20 3rd Gen Soundcard



IN HOUSE RENTALS

Audio:

2 x wireless microphones. Shure AD4D / Beta58

40 Euro pr channel pr show

1 x Midas M32

1 x Midas DM16

1 x Midas Venice 240

70 Euro pr show

2 x d&b C4

4 x d&b C7

2 x D-PAC AS-2

Ask for quote

Lights:

8 pcs Eaglelite QUAD19 WASH – 19X15W RGBW. No brackets, floor lights.

200 Euro pr case of 4 pr show

4 pcs Acme CM-350ZII, Led RGBW wash zoom moving heads, 7x30w. No brackets, floor lights.

200 Euro pr show

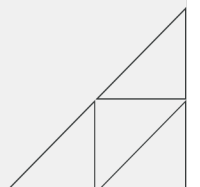
8 pcs Acme MP-300Z, Led RGBW zoom par, 19x10w. No brackets, floor lights.

200 Euro pr show

5 pcs SGM X-5 strobes. No brackets, floor lights.

100 Euro pr show

Please note that we do not offer a backline/light technician to set up or take down backline/lights when renting our in-house backline/lights. This will be at your own responsibility.



LASER USE

Laser is also only allowed with prior agreements – and relevant permits.

When use of lasers in shows the following must be obtained:

On laser class classified upon class 3R(<5mW), As 3B(<500mW) and 4(>500mW) should there not be “Scanned” in audience area.

Beams must be terminated on safe non reflected surface that is untreatable for audience.

If the idea is to project in audience area – a calculation will have to show – that the wanted laser do not exceed the agreed limit values.

MPE values is locked as ANSI Z136 and IEC 60825

As guideline the value is 2.5mW/cm² for static beams and 10mW/cm² for scanned beams

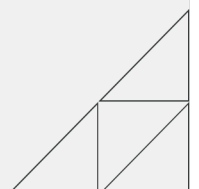
This must be obtained by using special designed laser power measuring instrument.

Upon agreement the show will run after “ILDA level 2/10” as long the shows respect and can document you are following safety guidelines:

https://www.ilda.com/resources/Safety/audience-scanning_overview_latest.pdf

Imagolux is VEGA Contractor – and will assist during advance when laser is used at the venue.

If it is needed to have **Imagolux** present during show – the invoice for this support will be directed to promoter/show producer.



STAGING, AV & LIGHT

Stage:

Depth: 3,5m Width: 2,7m in the front and 5m in the back

Height: 0,25m

Clearance: 4,0m

Backdrop: Black fabric, you may hang your own backdrop

Stage can be adjusted – see [page 18](#)

Lights:

Please note that the options are very limited – fixed lights are available to illuminate the stage.

Ideal Bar does not offer a light engineer.

You may bring your own operator.

The board is an Chamsys MQ50.

We offer haze free of charge.

We offer a [public lighting folder](#) for all visiting artists including patch, plot and show file for our own consoles.

Projector:

We offer a projector and screen in Ideal Bar. It can be reached via HDMI from the stage and FOH.

The screen size is 231 x 127 cm.

1 x Panasonic PT-TW380, LCD, 3300 lumens.

System consists of a BlackMagic monitor on stage, Black Magic Atem mini ISO switcher and monitor at FOH.

HDMI connection can be made on stage or at FOH. All inputs are HDMI 1920x1080 HD

Power:

Audio: 220V single phase 16A.

Schuko and Danish LK.

Shared ground with FOH.

Lights: 400V, 3 phase 16A “IEC 60309” plug.

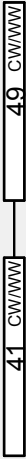


LIGHTPLOT



A.155 A.179

Small Box, Stage Extension



A.123 A.139



Tour
Haze2
A.106

FosTech IQparZoom 13ch

Martin Rush Par2CTzoom 7ch

ADJ SaberRGBW 7ch for mirrorball

LED BARBARA 16
RGB 24ch (8xRGB)

VaryTec GigaBar 240 LED
CW/WW 16ch (8xCW/WW)

Ideal Bar 2025

Lightplot

NOT TO SCALE

Console: Chamsys MQ50

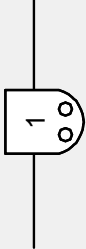
Drawing Kasper Christiansen
kas@visualies.dk

A.14

A.21

Houselight A.1

A.7



Stairville MirrorBallMotor

31



A.109

32



A.116



A-108

LIGHTPATCH

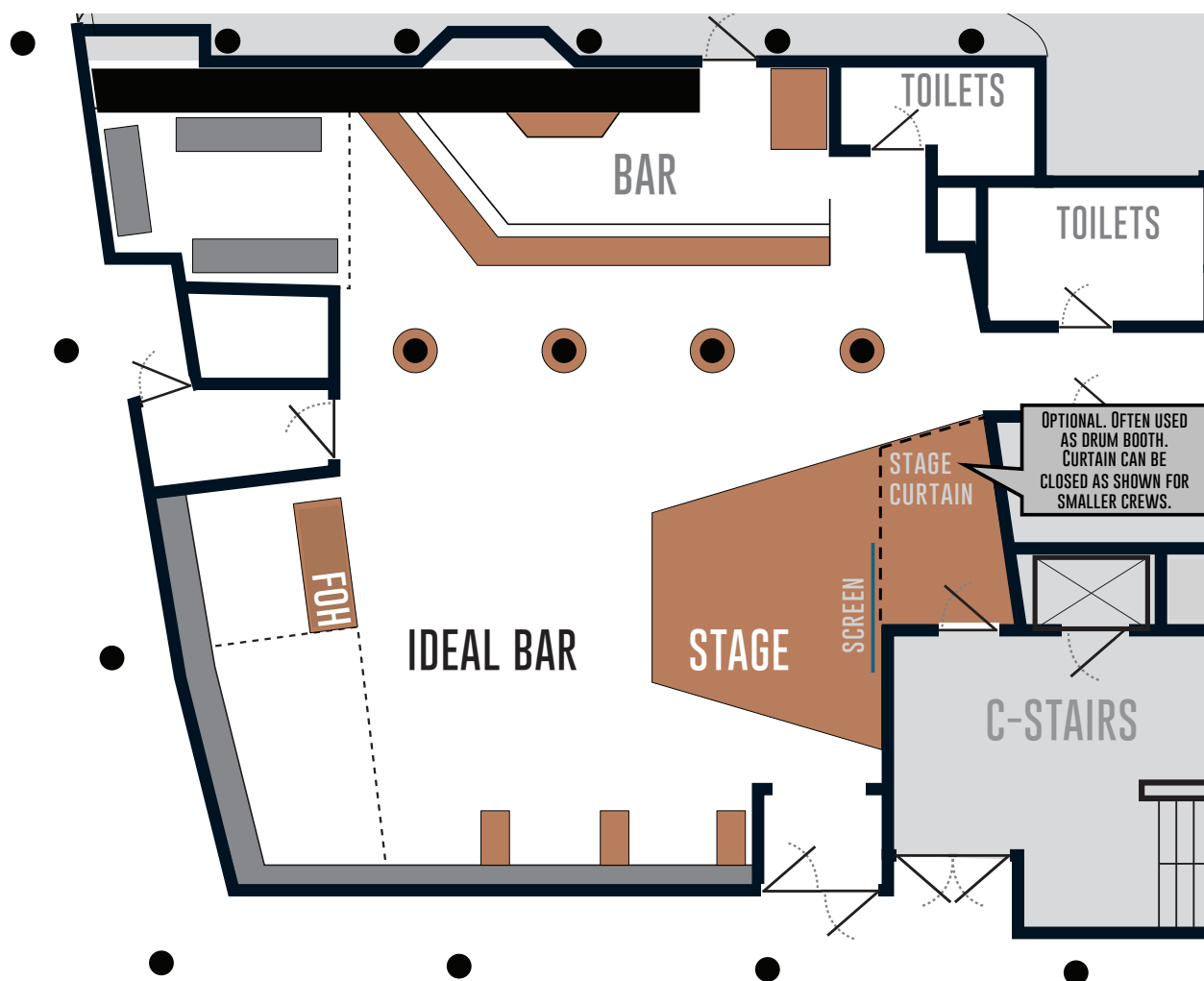
VEGA IDEAL BAR 2025 Light Patch

Unit	Type	Ch	Position
	Houselights	1	House
1	Martin Rush Par2CTzoom 7ch	7	Front Center
2	Martin Rush Par2CTzoom 7ch	14	Front Side SR
3	Martin Rush Par2CTzoom 7ch	21	Front Side SL
11	FosTech IQparZoom 13ch	28	Back
12	FosTech IQparZoom 13ch	41	Back
13	FosTech IQparZoom 13ch	54	Back
14	FosTech IQparZoom 13ch	67	Back
15	FosTech IQparZoom 13ch	80	Back
16	FosTech IQparZoom 13ch	93	Back
21	Tour Haze2	106	Stage Left
31	ADJ SaberRGBW 7ch	109	House, For Mirrorball
32	ADJ SaberRGBW 7ch	116	House, For Mirrorball
33	Stairville MirrorBallMotor 1ch	108	House
41	VaryTec GigaBar240 8 x CW/WW 16ch	123	Small Box Front
49	VaryTec GigaBar240 8 x CW/WW 16ch	139	Small Box Front
61	LED BARbara 16 8 x RGB 24ch	155	Small Box Back
69	LED BARbara 16 8 x RGB 24ch	179	Small Box Back

House console Chamsys MQ50.

design, plot and patch
 kasper christiansen
 +45 20 41 99 66
kas@visualies.dk


FLOOR PLAN




0 1 2 3 4 5m

IDEAL BAR **VEGA**
VEGA - GROUND FLOOR

MAP





VEGA © 2025

